



## Introduction

Ideal for inboards, including diesels, White Premier features polished stainless steel bezels and clean white dials with modern black and blue graphics. When illuminated, black dial grads become red and pointer lights red. Automotive type light-piping and fog-resistant design combine for outstanding readability.

A comprehensive family of instruments for outboards, stern drives and inboards, including diesels!

## Key Features

- > Scratch-resistant curved glass lenses
- > Automotive type lighting
- > Stainless steel bezels
- > Available for most outboards, stern drives and diesel engines
- > Fog-resistant lenses (complies with SAE j-1810)
- > US and metric scales with ISO symbols
- > Optional add-on eyebrow bezels

Ordering Information	Size	Range	Connector Type	Domed Anti-fog Lens	Elite Bezel Anti-fog Lens
Engine Synch, Gauge Only	2"	NA	Stud	-	65625SEF
Fuel Gauge	2"	E-F	Stud	62551F	65723SEF
Hourmeter	2"	10,000 Hrs	1/4" Spade	62538F	-
Monitor Gauge, Suzuki Engines	2"	NA	Sumitomo	65669SSF	65669SEF
Oil Pressure, 240 - 33 ohm - US Type	2" 2"	0-80 PSI 0-100 PSI	Stud Stud	62542F 62543F	65724SEF 65735SEF
Speedometer - Pitot (display head only)	3" 3"	65 MPH 80 MPH	NA NA	62546F 65626SSF	65728SEF 65626SEF
Speedometer - GPS (display head only)	3" 3" 3" 3"	35 MPH 60 MPH 80 MPH 120 MPH	Deutsch Deutsch Deutsch Deutsch	781285PDFB 781286PDFB 781417PDFB 781288PDFB	- - - -
System Check for BRP Engines	2"	NA	Deutsch	65206SSF	65716SEF
Tachometer - Outboards and 4 cycle gas IO & Inboards	3"	7000 RPM	Stud	62561F	65729SEF
Tachometer - Diesel Alternator	3"	4000 RPM	Stud	62547F	62547SEF
Tachometer - Mag pick up (90-180 teeth)	3"	4000 RPM	Stud	62548F	62548SEF
Tach/Hourmeter - Outboards and 4 cycle gas	3"	7000 RPM	Stud	62565F	65731SEF
Transmission Temperature - 240 - 33 ohm - US Type	2"	140F - 320F	Stud	-	62554SEF
Trim - Honda	2"	UP-DN	Stud	-	65730SEF
Trim-Mariner/Mercury/Volvo DP & SX/Yamaha '01 & on	2"	UP-DN	Stud	62549F	65725SEF
Trim - Evinrude/Johnson/Suzuki 4 stroke '02 & on	2"	UP-DN	Stud	62550F	65732SEF
Voltmeter	2" 2"	8-18 V 20-32 V	Stud Stud	62555F 62539F	65726SEF -
Water Temperature - 240 - 33 ohm - US Type	2"	120F - 240F	Stud	62540F	65727SEF

Part availability subject to change without notice

## Reliability

The heart of the Veethree electrical instrument is the Vector air-core movement. This simple, durable movement was pioneered for the harsh marine and industrial environments.

The Vector movement utilizes a permanent magnet that rotates magnetically in an electrical field. All coil windings and attachments are designed to withstand extremes in vibration, temperature, humidity and salt spray. The electrical studs are tin plated to minimize corrosion in the marine environment.

The magnet/spindle assembly is surrounded by a dampening fluid to reduce pointer bounce, especially those generated by fuel sender float fluctuation.

A temperature compensating resistor is utilized to minimize negative effects of temperature extremes on the gauge.

All coils are placed in an annealed metal bobbin can to prevent the magnetic field generated by an operating gauge from effecting other instruments on the dash such as compasses and other electronic equipment. Additionally this can protects the gauge itself from negative magnetic effects common in wiring harnesses.

## Accessories

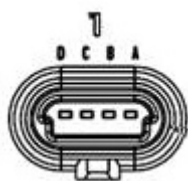
- > Eyebrow Bezel Kits - 2" 69268K, 3" 69269K
- > Pitot Speedometer Installation Kit - 1809271
- > Engine Synch Module (gas engines only) - 508370
- > GPS Speedometer Receiver - 68969
- > GPS Speedometer Power Harness - 70312

## Dimensions

A - Bezel Diameter / B - Gauge Housing Diameter						
C - Distance from Back Edge of Bezel to End of Longest Component / D - Bezel and Lens Combines Protrusion from Dash						
			Studs	Deutsch	Packard	
All Domed & Elite Profile Styles	A	B	C	C	C	D
2" All Electrical Gauges (excluding Honda Trim)	2.38	2.08	2.44	2.62	2.62	0.38
2" Depth Gauge	2.38	2.08	2.5	N/A	N/A	0.28
2" Engine Monitor - Suzuki®	2.38	2.08	2.32	N/A	N/A	0.38
2" Honda Trim	2.38	2.08	3.62	N/A	N/A	0.38
2" Mechanical Pressure Gauges	2.38	2.08	3.17	3.17	N/A	0.38
2" Systems Check - Evinrude®	2.38	2.08	2.32	N/A	N/A	0.38
3" Multi Function 2-n-1, 3-n-1, 4-n-1	3.78	3.4	3.18	3.11	3.11	0.58
3" Electric Tach/Hourmeters Counter Wheel	3.78	3.4	4	2.95	2.95	0.58
3" Electric Tach/Hourmeters LCD	3.78	3.4	2.97	2.95	2.95	0.58
3" Electric Tachometers	3.78	3.4	2.97	2.95	2.95	0.58
3" GPS Speedometers	3.78	3.4	N/A	3	N/A	0.58
3" Marine Pitot-Type Speedos	3.78	3.4	2.71	N/A	N/A	0.58
5" Multi Function 2-n-1, 3-n-1, 4-n-1	4.85	4.33	2.88	2.88	2.88	0.84
5" Electric Tach/Hourmeters	4.85	4.33	2.88	2.88	2.88	0.84
5" Electric Tachometers	4.85	4.33	2.88	2.88	2.88	0.84
5" Marine Pitot-Type Speedos	4.85	4.33	2.71	2.71	2.71	0.84

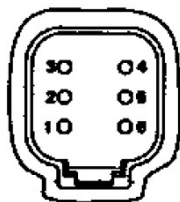
## Single Function Connector Options

### Metri-Pak



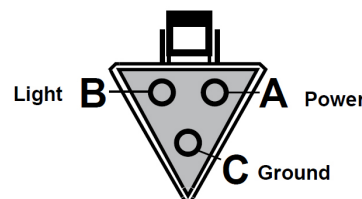
Pin A IGN  
Pin B LTS  
Pin C GND  
Pin D SENDER

### Deutsch



Pin 1 IGN  
Pin 2 LTS  
Pin 3 SENDER  
Pin 4 NC  
Pin 5 NC  
Pin 6 GND

### Deutsch for GPS Speedo



Pin A Red  
Pin B Blue  
Pin C Black

Stud connections shown on back of gauge

For multi-function connector options, please refer to the Resources section on [www.v3electronicsusa.com](http://www.v3electronicsusa.com)